



## Eurospender Safety plus

Moderner Kunststoffspender zur Wandmontage für die Benutzung von hygienischen Einweggebinden mit Einmalpumpen mit langem Auslauf.



### Highlights

- Geeignet für Standardflaschen (500ml oder 1000 ml) mit Einmalpumpen mit langem Auslauf\*
- Viele marktübliche Euro-Flaschen einsetzbar
- Breiter Armhebel zur einfachen und intuitiven Benutzung
- Integrierte Auffangschale

### Produkteigenschaften

- Integriertes Trick-Lock zur Diebstahlsicherung, ohne Schlüssel (Funktion nicht bei allen Mitbewerberflaschen gegeben)
- Nutzung als Tischspender möglich
- Glatte Oberflächen und abgerundete Kanten für eine unkomplizierte Reinigung
- Einfache und schnelle Montage durch Verschraubung oder durch Kleben
- Einfacher und schneller Flaschenwechsel
- Lieferung inkl. Befestigungsmaterial und Montage-/Bedungsanleitung

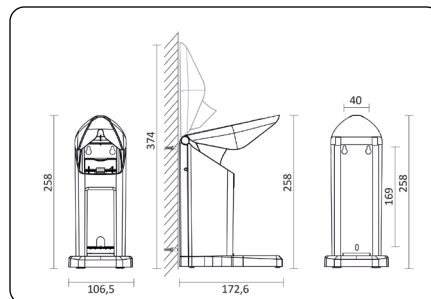
### Aufbereitung

Der Spender lässt sich leicht reinigen sowie desinfizieren z. B. mit den Bacillol® 30 Sensitive Tissues.

*Desinfektionsmittel vorsichtig verwenden. Vor Gebrauch stets Etikett und Produktinformationen lesen.*

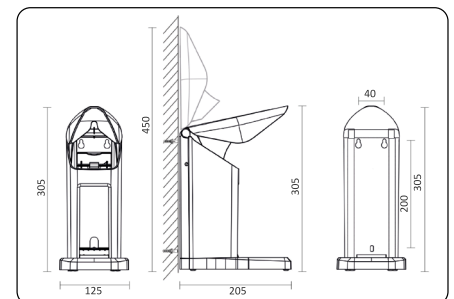
### Technische Daten

Spender für 500 ml Flaschen



### Technische Daten

Spender für 1000 ml Flaschen



### Fachberatung

HARTMANN SCIENCE CENTER

Tel: +49 (0) 40 - 54 00 6 -111

E-Mail: [science-center@hartmann.info](mailto:science-center@hartmann.info)



Wir forschen für  
den Infektionsschutz  
[hartmann-science-center.com](http://hartmann-science-center.com)

Produktname	Produkteigenschaft	Artikelnummer	PZN	Versand-Einh. Packungen
<b>Eurospender Safety plus</b>	für 500 ml BODE Flaschen	981 467	14140207	1
	für 1000 ml BODE Flaschen	981 468	14140213	1
<b>Einmalpumpe mit langem Auslauf</b>	für 500 ml BODE Flaschen	981 602	14027652	200
	für 1000 ml BODE Flaschen	981 603	14027669	200

\* Die Einmalpumpe mit langem Auslauf ist nicht im Lieferumfang enthalten

PAUL HARTMANN AG  
Paul-Hartmann-Straße 12  
89522 Heidenheim  
Deutschland

Tel. +49 (0) 7321-36-0  
Fax +49 (0) 7321-36-36  
[info@hartmann.info](mailto:info@hartmann.info)  
[www.hartmann.info](http://www.hartmann.info)

## Eurodispenser Safety plus

Modern plastic dispenser for wall mounting for the use of hygienic single-use bottles and pumps with long nozzle, which makes time-consuming reprocessing obsolete.



# Eurodispenser Safety plus

## Advantages at a glance

The Eurodispenser Safety plus is a user-friendly and innovative dispenser for wall mounting for the usage of hygienic single-use packaging.

## Advantages of dispenser at a glance:

- Suitable for BODE standard bottles (500 ml and 1000 ml) with single-use pumps with long nozzle
- Also suitable for many competitors' euro bottles
- Reliable plastic dispenser with modern and slim design
- Wide arm lever for easy and intuitive elbow/arm operation
- Closed dispenser chassis, bottle is securely held in the dispenser
- Integrated trick-lock to prevent product theft, without key (function not for all competitors' bottles given)
- Integrated drip tray
- Useable as table stand dispenser
- Smooth surfaces and rounded edges for easy cleaning
- Suitable for dishwasher cleaning
- Easy and fast installation by either screwing or adhesive solution, same drill scheme as common Eurodispensers
- Simple and fast bottle exchange
- Delivery incl. mounting parts, instruction manual

## Advantages of hygienic single-use pumps with long nozzle at a glance:

- Pump exchange with every bottle exchange prevents product contamination
- Time consuming and complex reprocessing of pumps not necessary
- Convenient product application thanks to long pump nozzle
- Less product dripping and contamination of bottles thanks to long-nozzle pump
- Products with single-use pumps also usable in wall holders or bed dispensers (Eurodispenser 2, Eurodispenser 3, Eurodispenser 3 flex, Eurodispenser 4000, wall holders)

## Application

For the application of hand disinfectants and wash lotions.

## Areas of application

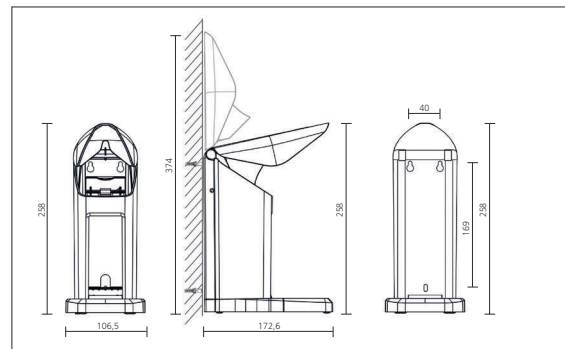
- In functional areas
- In personnel locks
- In examination rooms
- Next to doors in patient's rooms
- Areas where dispensers cannot be mounted by drilling/screwing (i.e. tiles)
- On reception desks
- On wards
- In restrooms
- In doctor's rooms and on nurses' stations
- In outpatient departments and patient transport ambulances
- In medical practices
- In utility departments
- In the hospital kitchen
- In hygiene-relevant areas in the pharmaceutical, cosmetics and food industries

## Set-up

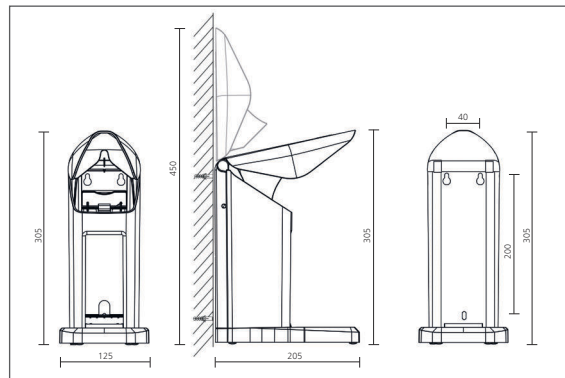
- Closed cover dispenser with arm lever for elbow operation
- Integrated trick-lock
- Integrated drop catcher
- Mounting set (screws, wall plugs, adhesive pads and alcohol wipe)



## Detail drawing 500 ml dispenser



## Detail drawing 1000 ml dispenser



# Eurodispenser Safety plus

## Reprocessing

Cleaning and disinfection of the dispenser body should be carried out each time the bottle is exchanged. The Eurodispenser Safety plus is filled with bottles and pumps for single-use. Therefore, reprocessing of the pumps is not necessary.

## Manual reprocessing of the dispenser

- Open dispenser housing and press the trick-lock button until the lock is open
- Remove bottle with single-use pump from the dispenser
- If necessary, clean exterior surfaces of the dispenser and drop catcher with moistened disposable tissue from product residuals
- Wipe exterior dispenser surfaces and drop catcher with sufficient amount of surface disinfectant (e.g. Bacillol AF Tissues, Bacillol 30 Tissues, Mikrobac Tissues, Kohrsolin extra Tissues, Dismozon plus (0.6%)) ensuring complete coverage. Consider exposure time
- Unpack new single-use pump without touching the dip tube. Mount the pump onto the bottle and unlock the pump.
- Insert new bottle with single-use pump into the dispenser
- Close the dispenser and dispense product

Notes: Dispenser is not autoclavable. Do not use acid (chloride) or abrasive cleaners.

## Automated Reprocessing of the dispenser

The pre-cleaned Eurodispenser Safety plus can be reprocessed in washer-disinfectors with cleaners having a pH-level of 7-12 and up to a maximum temperature of 83 °C.

## Material

- Dispenser housing and drop catcher made out of white and blue ABS-plastic
- Plastics with good alcohol and tension resistance
- Antislip-feet made out of TPE
- Single-use pumps made out of different plastics e.g. PP, LDPE, HDPE
- All materials of single-use pumps and bottles meet food contact approval status

## Stability after opening

- Stability after opening in Eurodispenser Safety plus: 12 months\*

\*Applicable for all Hartmann hand disinfectants.

## Mounting instruction

### 1. Scope of delivery

Dispenser, fixing set, adhesive pads, alcohol swab, instruction manual.

### 2. Installation advice

Dispenser should be installed at least 5-8 inches (13 -20.5 cm) from any elevated surfaces. The most ergonomically-suitable installation height for safe and comfortable operation is 43 inches (110 cm), measured from the floor to the base of the dispenser housing. Alternatively the dispenser may be used as a desktop dispenser.

### 3. Mounting of dispenser

For screwing solution: Attach the dispenser with enclosed attachment materials to the wall. Please check suitability of wall beforehand! For adhesive solution: Clean the surface with the supplied alcohol swab and wait for 5 minutes. Attach the dispenser with the adhesive pads on to the wall. Wait 24 hours before filling and using the dispenser.

### 4. Mounting of drop catcher

Push the trick-lock on the bottom of the dispenser upwards, insert and slide the drop catcher completely on to the dispenser. In order to fixate the drop catcher, release the trick-lock button. To remove the drop catcher from the dispenser e.g. for cleaning, unlock the trick-lock and remove the drop catcher to the front.

### 5. Bottle Placement/Exchange

Open the dispenser. Press the trick-lock button until the lock is open and snaps in. Unlock pump by turning the pump head. Insert filled bottle into the dispenser. The trick-lock closes automatically. Attention: Please make sure that the drop catcher is mounted correctly and does not block the locking device.

### 6. Dispenser operation

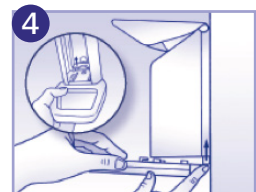
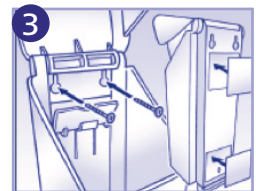
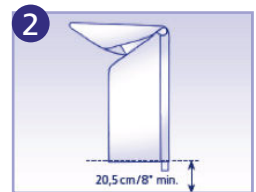
Close the dispenser. Hold your hand under the nozzle and operate the lever several times until solution is dispensed.

## Mounting advice

Selecting the mounting location

- Irrespective of dispenser type, provide for a space of approx. 4.5 - 6.5 inches (12 - 17 cm) above the dispenser (necessary for arm lever, mounting and dismantling of the dispenser as well as bottle exchange)
- Keep a minimum distance of approx. 5 - 8 inches (13 - 20.5 cm) between dispenser and top edge of wash basin or work space
- The wall should be clean, dry and even
- Mind the bearing capacity: besides weight of dispenser, pump and product bottle, the load of arm lever actuation has to be considered. Therefore, please only use the provided mounting material for attaching the Eurodispenser to the wall

*Make sure that no electric cables, gas mains or other utility cables and pipes are damaged by drilling*





### Product Presentation

Product	Content	Item no.
<b>Eurodispenser Safety plus</b>	for 500 ml - bottles	981 467
<b>Single-use pump with long nozzle</b>	for 350/500 ml - bottles	on request

Please note: that the availability of products may vary in different countries and regions. Contact your local distribution partner for more information.

The recommendations regarding our preparations are based on scientific tests and are given in good faith. More detailed recommendations, e.g. regarding material compatibility, are possible only in separate, individual cases. Our recommendations are not binding and do not constitute a guarantee. They do not preclude a company's own testing for the intended purpose and process. In this respect we cannot accept any liability. This is in accordance with our general conditions of sale and supply.

*Use disinfectants safely. Always read the label and product information before use.*

## BODE Chemie GmbH

A company of the HARTMANN GROUP  
 Melanchthonstraße 27  
 22525 Hamburg  
 Germany



## Sterillium®

Der Klassiker der alkoholischen Händedesinfektion mit sehr guter Hautverträglichkeit. Inaktiviert Noroviren innerhalb der hygienischen Händedesinfektion.



### Produkteigenschaften

- Breites Wirkspektrum, inklusive begrenzt viruzid PLUS
- Ganzjahresprodukt mit bewährtem Hautpflegekomplex
- Sehr gut hautverträglich und rückfettend
- Erhöht die Hautfeuchtigkeit, erhält die Hautelastizität sowie die natürliche Glätte der Haut
- Erhält den natürlichen pH-Wert der Haut

### Anwendungsgebiete

Ganzjahresprodukt für die hygienische und chirurgische Händedesinfektion. Für alle hygienerelevanten Bereiche im Gesundheitswesen und Industrie geeignet, in denen Wert auf breite Wirksamkeit bei sehr guter Hautverträglichkeit gelegt wird.

### Anwendung und Dosierung

#### Hygienische Händedesinfektion:

3 ml unverdünnt in die trockenen Hände einreiben, dabei alle Hautpartien erfassen. Besonders auf Fingerkuppen und Daumen achten. Die Hände über die gesamte Einwirkzeit von 30 Sekunden feucht halten.

#### Chirurgische Händedesinfektion:

Trockene Hände und Unterarme bis zu den Ellenbogen sorgfältig mit dem Präparat einreiben. Hände gezielt behandeln. Dabei besonderes Augenmerk auf die Fingerspitzen, auf die Handflächen und insbesondere die Daumenpartien legen. Die Hände und Unterarme müssen während 1,5 Minuten vollständig benetzt sein.

Wirksamkeit	Prüfmethode	Einwirkzeit
<b>Bakterien / Pilze</b>		
Hygienische Händedesinfektion	VAH / EN 1500	30 Sek.
Chirurgische Händedesinfektion	VAH / EN 12791	1,5 Min.
Bakterizidie	EN 13727	15 Sek.
Levurozidie	EN 13624	15 Sek.
Tuberkulozidie	EN 14348	30 Sek.
Mykobakterizidie	EN 14348	30 Sek.
<b>Viren</b>		
Begrenzte Viruzidie (inkl. HBV, HIV, HCV)	DVV / EN 14476	15 Sek.
Begrenzt viruzid PLUS	EN 14476	1 Min.
Norovirus	EN 14476	30 Sek.
<b>RKI-Listung</b>		
Mittel zur Desinfektion nach behördlicher Anordnung gem. § 18 IfSG	Bereich A	30 Sek.
	Bereich begrenzt viruzid	30 Sek.

### Wirkstoff pro 100 g

Propan-2-ol 45,0 g, Propan-1-ol 30,0 g, Mecetroniumetilsulfat 0,2 g

### Wirksamkeit

Bakterizid, levurozid, tuberkulozid, mykobakterizid, begrenzt viruzid (inkl. HBV, HIV, HCV), begrenzt viruzid PLUS

# Sterillium®



## Listung

RKI-Liste, VAH, IHO Desinfektionsmittelliste

## Chemisch-physikalische Daten

Aussehen hellblau, klar  
Dichte (bei 20 °C) ca. 0,85 g/cm<sup>3</sup>  
Flammpunkt 23 °C  
(gem. DIN 51755)

## Haltbarkeit

Im geöffneten, aber wieder fest verschlossenen Originalgebinde, mit aufgeschraubter Einmalpumpe oder im Eurospender 1 plus / 1 plus touchless: 12 Monate.

## Klassifizierung

Arzneimittel BfArM Zul. Nr. 603.00.01

## Fachberatung

HARTMANN SCIENCE CENTER

Tel: +49 (0) 40 - 54 00 6 -111

E-Mail: [science-center@hartmann.info](mailto:science-center@hartmann.info)



**Wir forschen für  
den Infektionsschutz**  
[hartmann-science-center.com](http://hartmann-science-center.com)

Produktname	Packungsinhalt	Artikelnummer	PZN	Versand-Einh. Packungen
<b>Sterillium®</b> Klinikpackungen	100 ml Flasche	980 547	-	45
	500 ml Flasche	980 552	-	20
	1000 ml Flasche	980 546	-	10
<b>Sterillium®</b> Originalpackungen	100 ml Flasche	980 007	-	45
	500 ml Flasche	980 008	00970709	20
	1000 ml Flasche	980 006	01494079	10
	5 Liter Kanister	980 001	02465200	1

**Sterillium®: Wirkstoffe:** Propan-2-ol, Propan-1-ol, Mecetroniumetilsulfat. **Zusammensetzung:** 100 g Lösung enthalten: **Wirkstoffe:** Propan-2-ol 45,0 g, Propan-1-ol 30,0 g, Mecetroniumetilsulfat 0,2 g. **Sonstige Bestandteile:** Glycerol 85 %, Tetradecan-1-ol, Duftstoffe, Patentblau V 85 %, Gereinigtes Wasser. **Anwendungsgebiete:** Zur hygienischen und chirurgischen Händedesinfektion. Zur Hautdesinfektion vor Injektionen und Punktionen. **Gegenanzeigen:** Für die Desinfektion von Schleimhäuten nicht geeignet. Nicht in unmittelbarer Nähe der Augen oder offener Wunden anwenden. Überempfindlichkeit (Allergie) gegen einen der Inhaltsstoffe. **Nebenwirkungen:** Gelegentlich kann eine leichte Trockenheit oder Reizung der Haut auftreten. In solchen Fällen wird empfohlen, die allgemeine Hautpflege zu intensivieren. Allergische Reaktionen sind selten. **Warnhinweise:** Sterillium® soll nicht bei Neu- und Frühgeborenen angewendet werden. Erst nach Auftrocknung elektrische Geräte benutzen. Nicht in Kontakt mit offenen Flammen bringen. Auch nicht in der Nähe von Zündquellen verwenden. Flammpunkt 23 °C, entzündlich. Bei bestimmungsgemäßer Verwendung des Präparates ist mit Brand- und Explosionsgefahren nicht zu rechnen. Nach Verschütten des Desinfektionsmittels sind folgende Maßnahmen zu treffen: sofortiges Aufnehmen der Flüssigkeit, Verdünnen mit viel Wasser, Lüften des Raumes sowie das Beseitigen von Zündquellen. Nicht rauchen. Im Brandfall mit Wasser, Löschpulver, Schaum oder CO<sub>2</sub> löschen. Ein etwaiges Umfüllen darf nur unter aseptischen Bedingungen (Sterilbank) erfolgen.

BODE Chemie GmbH, Melanchthonstraße 27, 22525 Hamburg (Stand: 06.2015)



Hilft. Pflegt. Schützt.

PAUL HARTMANN AG  
Paul-Hartmann-Straße 12  
89522 Heidenheim  
Deutschland

Tel. +49 (0) 7321-36-0  
Fax +49 (0) 7321-36-36  
[info@hartmann.info](mailto:info@hartmann.info)  
[www.hartmann.info](http://www.hartmann.info)

# HARTMANN



## Sterillium®

The classic among alcohol-based hand disinfection. Particularly skin friendly. Inactivates Norovirus within the hygienic hand disinfection.



Image may vary according to local requirements

### Application

Sterillium® is suitable for both hygienic and surgical hand disinfection. Sterillium® is used as a ready-to-use alcohol-based rub-in product – independently of water and wash basin – to prevent infection in all areas of health-care and industry where hygiene is important as well as in home dialysis and when travelling. Sterillium® not only feels great on the hands, but also increases skin hydration the skin with regular use.

### Directions for use

**Hygienic hand disinfection:** Apply sufficient amount (min. 3 ml) of undiluted hand disinfectant to the cupped hand so that all areas of the hands can be wetted thoroughly and completely. Carefully rub in hand disinfectant for 30 seconds – cover all areas of skin.

**Surgical hand disinfection:** Thoroughly rub Sterillium® into hands and forearms up to the elbows. When treating hands, pay particular attention to fingertips, palms and thumbs. Hands and forearms are to be kept wet during the entire application time of 1.5 minutes.

### Characteristics

- comprehensive efficacy, including limited spectrum virucidal activity
- inactivates Norovirus within the hygienic hand disinfection
- all-year-product
- with proven skin care complex, particularly kind to skin and lipid replenishing
- increases skin hydration, preserves skin elasticity and the natural smoothness of the skin
- maintains the natural pH value of the skin



Proven efficacy	Testing method	Exposure time
<b>Bacteria / Fungi</b>		
Hygienic hand disinfection	EN 1500	30 sec
Surgical hand disinfection	EN 12791	1.5 min
Bactericidal	EN 13727	15 sec
Yeasticidal	EN 13624	15 sec
Tuberculocidal	EN 14348	30 sec
Mycobactericidal	EN 14348	30 sec
<b>Viruses</b>		
Virucidal activity against enveloped viruses	EN 14476	15 sec
Limited spectrum virucidal activity	EN 14476	1 min
Adenovirus	EN 14476	1 min
Norovirus	EN 14476	30 sec

### Composition

Active substances: Propan-2-ol 450 mg/g, Propan-1-ol 300 mg/g, Mectronium ethyl sulfate 2 mg/g.

### Microbiology

Bactericidal, yeasticidal, tuberculocidal mycobactericidal, virucidal against enveloped viruses (incl. HBV, HIV, HCV) and limited spectrum virudical activity



# Sterillium®



## Chemical-physical data

Appearance clear, light blue  
Density (at 20°C) approx. 0.85 g/cm<sup>3</sup>  
Flashpoint 23°C  
(acc. to DIN 51755)

## Stability

In opened, and tightly closed container, with mounted single-use pump or when using the Eurodispenser 1 plus / 1 plus touchless: 12 months.

## Expert assistance

HARTMANN SCIENCE CENTER  
Tel: +49 (0) 40 - 54 00 6 -111  
E-Mail: [science-center@hartmann.info](mailto:science-center@hartmann.info)



**Research for  
infection protection**  
[hartmann-science-center.com](http://hartmann-science-center.com)

Product	Content	Item no.
Sterillium®	50 ml bottle	on request
	100 ml bottle	on request
	500 ml bottle with pump or without	on request
	1000 ml bottle with pump or without	on request
	5 Liter canister	on request

**Please note:** that the availability of products in the Sterillium® range may vary in different countries and regions. Contact your local distribution partner for more information. The recommendations regarding our preparations are based on scientific tests and are given in good faith. More detailed recommendations, e.g. regarding material compatibility, are possible only in separate, individual cases. Our recommendations are not binding and do not constitute a guarantee. They do not preclude a company's own testing for the intended purpose and process. In this respect we cannot accept any liability. This is in accordance with our general conditions of sale and supply.

*Use disinfectants safely. Always read the label and product information before use.*

Please amend in accordance with local requirements (e.g. law of advertising, product status, CLP labelling)



Helps. Cares. Protects.

Manufacturer:  
BODE Chemie GmbH  
A company of the HARTMANN GROUP  
Tel: +49 40 5 40 06-0 · Fax: -200  
[info@bode-chemie.de](mailto:info@bode-chemie.de)  
[www.bode-chemie.com](http://www.bode-chemie.com)